

AA Gymnastics District Qualifier

Meet Results

Sep 28, 2013





Page: 1

Printed: 10/1/2013 11:49 AM

Women / 3 / JRA

Session: 3A

Judge's Signatures

Rank	Num	Name	Gym					AA
1	214	Lauren Snook	Above The Bar	9.550 2T	9.250 3	9.050 5	9.300 6	37.150 1
2T	207	Hannah Jones	Above The Bar	9.550 2T	9.100 5	9.200 2	9.150 10	37.000 2T
2T	714	Alexia Washington	Game	9.200 9T	9.300 2	9.150 3	9.350 5	37.000 2T
4	226	Katelyn Johnson	Above The Bar	8.800 14	9.450 1	9.100 4	9.200 7T	36.550 4
5	217	Kyla Martinez	Above The Bar	9.350 8	9.150 4	9.000 6T	8.700 14	36.200 5
6	306	Isabel Helser	AcroSports	9.100 12	8.850 6	9.000 6T	9.200 7T	36.150 6
7T	1120	Amiya Huff	Pearland Elite	9.400 4*	7.850 13	9.350 1	9.500 1	36.100 7T
7T	416	Regan Douglas	All American	9.400 4*	8.350 8T	8.900 8	9.450 2T	36.100 7T
9	244	Cara Hoyt	Above The Bar	9.400 4T	8.500 7	8.850 9	8.850 13	35.600 9
10	1117	Gabriella Gross	Pearland Elite	9.700 1	8.100 10	8.200 14T	9.450 2T	35.450 10
11T	1118	Landry Poulin	Pearland Elite	9.200 9T	8.000 11T	8.700 10T	9.050 11	34.950 11T
11T	308	Camryn Wells	AcroSports	9.000 13	8.350 8T	8.400 12	9.200 7T	34.950 11T
13	1119	Akiya Huff	Pearland Elite	8.700 15	8.000 11T	8.700 10T	9.400 4	34.800 13
14	1130	Kailey Pineda	Pearland Elite	9.200 9T	6.900 15	8.300 13	8.950 12	33.350 14
15	419	Brooklyn Baker	All American	9.400 4T	7.000 14	8.200 14T	7.550 15	32.150 15

